




## COTTAGE HOUSE PLAN **963-00776**


SQ FT	BEDS	BATHS	1/2 BATHS	STORIES	CARS	WIDTH	DEPTH
<b>1,231</b>	<b>2</b>	<b>1</b>	<b>0</b>	<b>1</b>	<b>1</b>	<b>28' 0"</b>	<b>55' 8"</b>

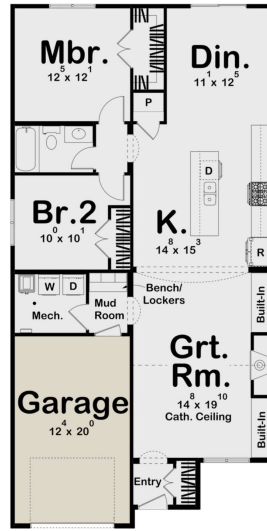
PERSONAL RATING:   

PERSONAL NOTE:

[Save Note](#)

*Add a note...*



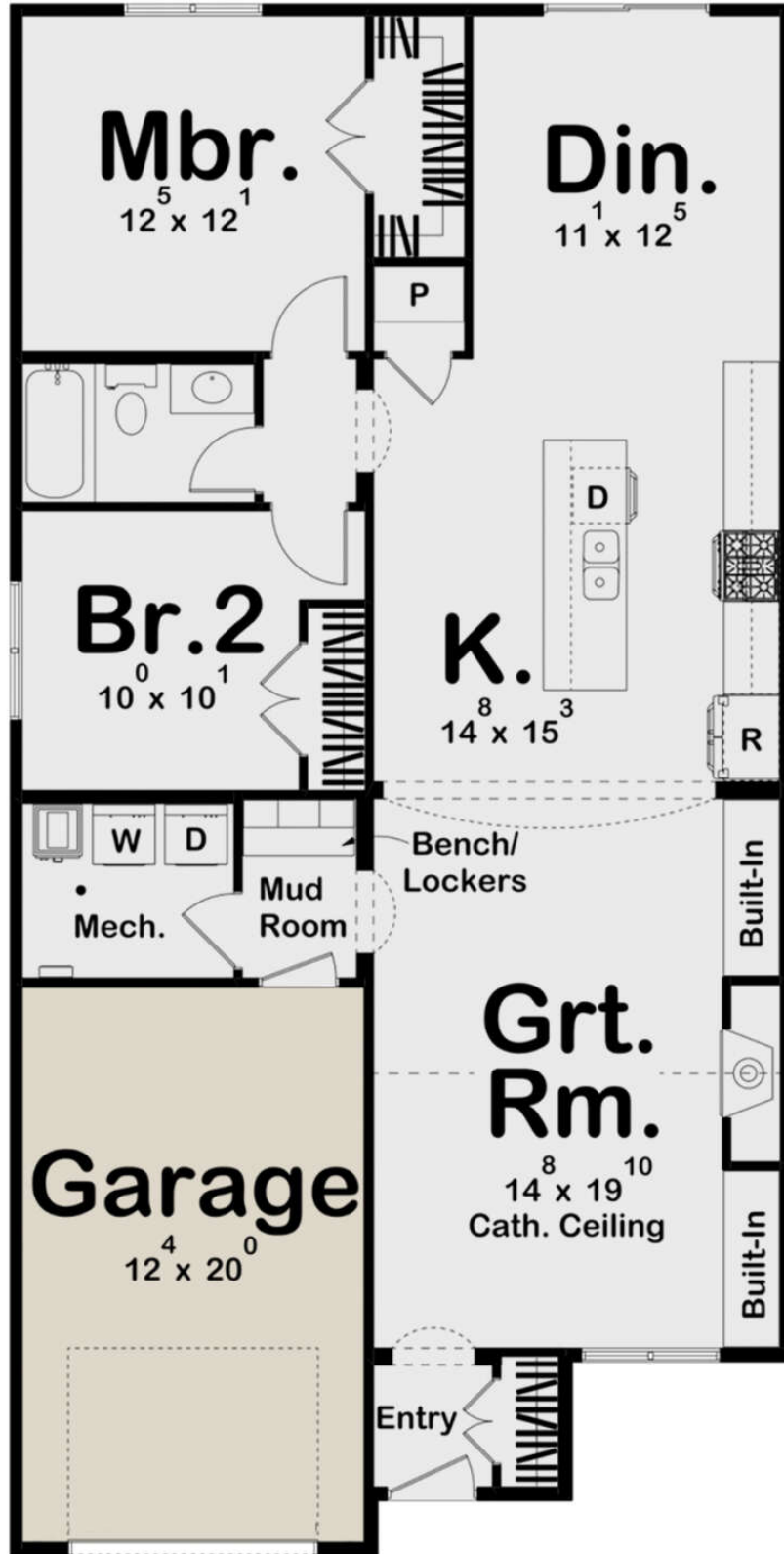


Exterior Interior Floor Plans

Images copyrighted by the designer. Photographs may reflect a homeowner modification.



# MAIN FLOOR





# FEATURES

---

BEDROOMS:	Master On Main Floor
GARAGE:	Front Entry Garage
KITCHEN:	Kitchen Island Open Floor Plan
LAUNDRY:	Laundry On Main Floor
ROOMS:	Mud Room

---

# DETAILS

---

TOTAL HEATED AREA:	1,231 sq. ft.
-- FIRST FLOOR:	1,231 sq. ft.
-- GARAGE:	258 sq. ft.
FLOORS:	1
BEDROOMS:	2
BATHROOMS:	1
GARAGES:	1 car
WIDTH:	28ft.
DEPTH:	55ft.-8in.
HEIGHT:	21ft.-7in.
FOUNDATION:	Slab Foundation Crawlspace Foundation Basement Foundation Walkout Basement Foundation
MAIN ROOF PITCH:	6:12
EXTERIOR FRAMING:	2x4
FIRST FLOOR:	9 feet

---

# FREQUENTLY ASKED QUESTIONS

## WHAT'S INCLUDED IN THESE PLANS?

- Cover Sheet: Shows the front elevation and typical notes and requirements.
- Exterior Elevations: Shows the front, rear and sides of the home including exterior materials, details and measurements
- Floor Plans: Shows the placement of walls and the dimensions for rooms, doors, windows, stairways, etc. for each floor.
- Electrical Plans: Shows the location of outlets, fixtures and switches. They are shown as a separate sheet to make the floor plans more legible
- Foundation Plans: will include a basement, crawlspace or slab depending on what is available for that home plan.
- The foundation plan details the layout and construction of the foundation.
- Roof Plan
- Typical wall section
- Typical stair section
- Cabinets are shown on all plans.